

# Vehicle Safety: Learning from Others

June 17, 2024



# Insurance Institute for Highway Safety (IIHS)

## Highway Loss Data Institute (HLDI)

- Independent
- Scientific
- Educational





# 2014 Subaru Forester driver-side small overlap IHS crash test



0:16 / 0:52



YouTube



CHELAN COUNTY

**2024** **TOP SAFETY PICK+** ⓘ

## 2024 Mazda 3

SMALL CAR / 4-DOOR HATCHBACK



### Crashworthiness

Small overlap front

G

Moderate overlap front: original test

G

Moderate overlap front: updated test

G

Side: updated test

G



Overview

2024 award winners

2024 criteria

Other years

## Small cars



**TOP SAFETY PICK+**

2024 Acura Integra 4-door hatchback



**TOP SAFETY PICK**

2024 Hyundai Elantra 4-door sedan



**TOP SAFETY PICK+**

2024 Mazda3 4-door hatchback



**TOP SAFETY PICK+**

2024 Mazda3 4-door sedan



**TOP SAFETY PICK**

2024 Subaru Impreza 4-door wagon



**TOP SAFETY PICK+**

2024 Toyota Prius 4-door hatchback



CHELAN COUNTY

# Insurance losses by make and model

The tables below contain results for hundreds of passenger vehicles grouped by class and size under **six insurance coverages**: **collision**, **property damage liability**, **comprehensive**, **personal injury protection**, **medical payment** and **bodily injury**. For more information on HLDI's insurance data and definitions of the six coverage types, see our [auto insurance topic page](#).





Percentages shown are the percentage above or below the average for all passenger vehicles under a given coverage type.

Losses by class

Filter results

## Vehicles with the lowest collision losses


Vehicle	Size and class	Losses
Toyota Tundra double cab LWB	Large pickup	-52%
Jeep Wrangler 2dr 4WD	Midsize SUV	-47%
Subaru Crosstrek 4WD	Small station wagon	-46%

-  Substantially better than average
-  Better than average
-  Average
-  Worse than average
-  Substantially worse than average
-  Insufficient data

The tables below contain results for hundreds of passenger vehicles grouped by class and size under **six insurance coverages: collision, property damage liability, comprehensive, personal injury protection, medical payment and bodily injury**. For more information on HLDI's insurance data and definitions of the six coverage types, see our [auto insurance topic page](#).




Percentages shown are the percentage above or below the average for all passenger vehicles under a given coverage type.

Losses by class **Lowest and highest losses**

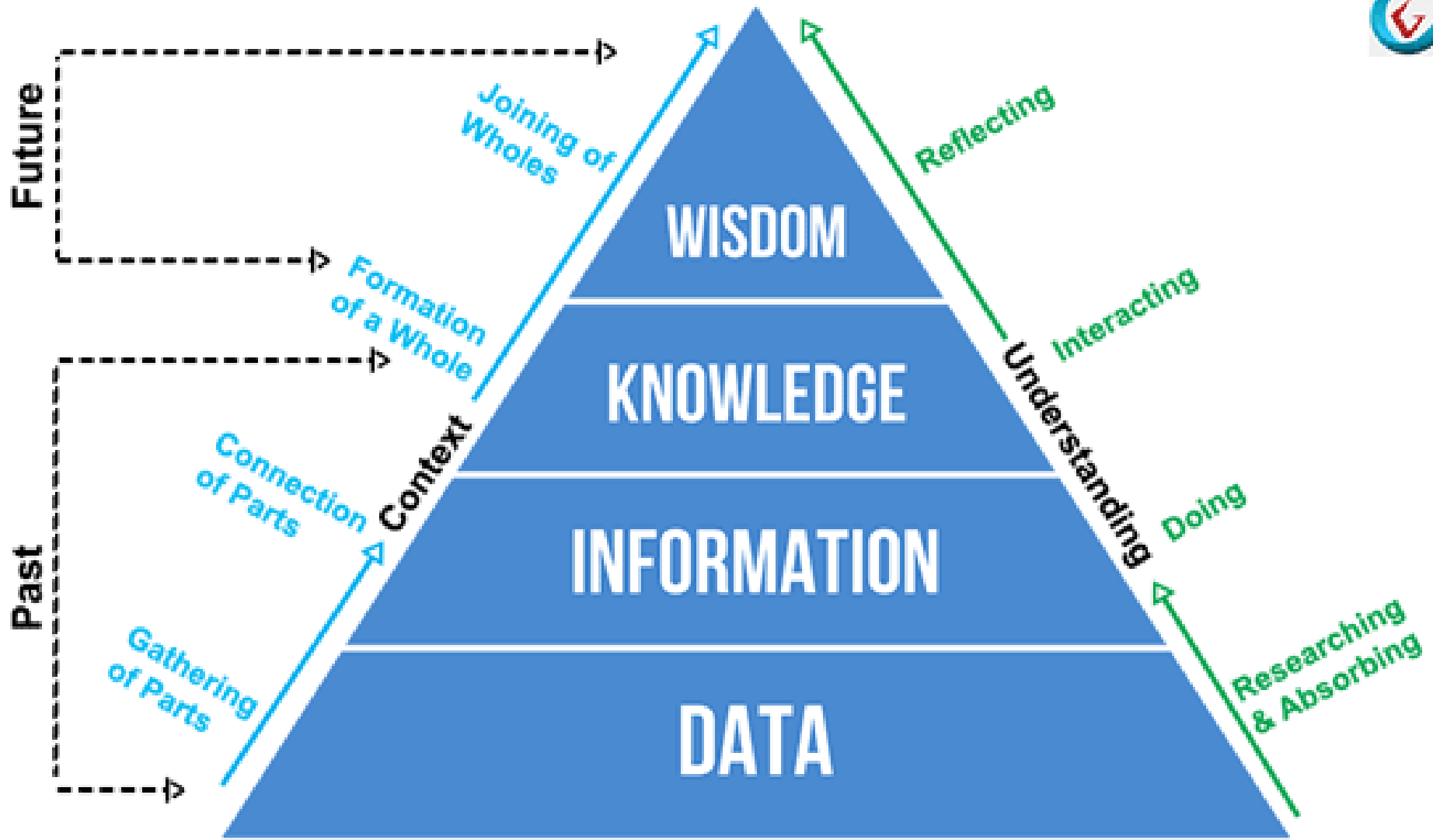
**Filter results** Bodily injury liability 

- Collision
- Property damage liability
- Comprehensive
- Personal injury protection
- Medical payment
- Bodily injury liability

**Vehicles with**

Vehicle		
Volvo XC90 plug-in hybrid 4dr 4WD	Midsize luxury SUV	 -59%
Audi Q5 plug-in hybrid 4dr 4WD	Midsize luxury SUV	 -59%
Volvo XC60 4dr	Midsize luxury SUV	 -54%

-  Substantially better than average
-  Better than average
-  Average
-  Worse than average
-  Substantially worse than average
-  Insufficient data



DIKW Pyramid  
 CertGuidance.com





The **Insurance Institute for Highway Safety (IIHS)** is an independent, nonprofit scientific and educational organization dedicated to reducing deaths, injuries and property damage from motor vehicle crashes through research and evaluation and through education of consumers, policymakers and safety professionals.

The **Highway Loss Data Institute (HLDI)** shares and supports this mission through scientific studies of insurance data representing the human and economic losses resulting from the ownership and operation of different types of vehicles and by publishing insurance loss results by vehicle make and model.

